

S12-009-00800:
THROTTLE ASSEMBLY

S08-026-01100:
TOP POD ASSEMBLY

LOWER POD ASSEMBLY
(see list below)

S02-009-00300:
'T' TYPE TILLER BAR

S02-001-00501:
TILLER SWIVEL MECH

M43010206000
SMALL SEATPOST BOLT

FOOTWELL SHROUD AS'Y
(see list below)

S01-040-00400: NE08
FRONT SHROUD AS'Y

S03-003-00200
TRACKING RODS

S02-001-00601
BEARING ASSEMBLY

S03-003-00101
STEERING ASS'Y

S03-003-00300
'L' TYPE STEER AS'Y

C21-040-00100:
CARPET

C07-002-00103
SEAT POST

S01-040-00500: NE08
REAR SHROUD AS'Y

BATTERY SHROUD AS'Y
(see list below)

DRIVE ASSEMBLY
(see list below)

C09-007-00300:
TRANSAXLE ASS'Y

C16-009-00100
30A CIRCUIT BREAKER

S06-023-00100
REAR WHEEL ASS'Y

S01-040-00100:
REAR FRAME ASS'Y

C10-001-00800:
CTE CONTROLLER

12V34AH
BATTERY

C25-003-00500
RUBBER PAD

C30-005-00101
SEAT POST BOLT

C31-032-00100
VELCRO STRIP

S05-023-00100
FRONT WHEEL ASS'Y

COLOUR-CODED PARTS:

POD LOWER ASSEMBLY:

- S08-009-01211 (RED)
- S08-009-01254 (BLUE)
- S08-009-01271 (SILVER)

FOOTWELL SHROUD ASS'Y:

- S08-040-00111 (RED)
- S08-040-00154 (BLUE)
- S08-040-00171 (SILVER)

BATTERY SHROUD ASS'Y:

- S08-040-00211 (RED)
- S08-040-00254 (BLUE)
- S08-040-00271 (SILVER)

SEPERATE COMPONENTS AVAILABLE:

- FROM THE FOOTWELL SHROUD AS'Y**
 C26-040-00200: RH RUBBER FOOT MAT
 C26-040-00100: LH RUBBER FOOT MAT

- FROM THE DRIVE ASSEMBLY:**
 C09-005-00100: 450W MOTOR
 C09-026-00500: TRANSAXLE
 C09-040-00801: EM BRAKE (C/W MICROSWITCH)
 L40900600020: CARBON BRUSH
 L40901300020: CARBON BRUSH CAP

- FROM THE FRAME:**
 C28-027-00100 - ANTI-TIP WHEEL

FROM THE TILLER POD:

- S12-009-00800 - THROTTLE POT
- M41100300000 - BATTERY GAUGE
- 3D3701100000 - KEYS
- M41610104000 - LIGHTS SWITCH
- M41610202000 - HORN BUTTON
- 3D1800500000 - IGNITION
- C16-005-00300 - INDICATOR SWITCH

FROM THE FRONT SHROUD AS'Y:

- C01-040-00200: BUMPER
- C13-040-00200: HEADLAMP
- C15-040-00200: INDICATOR LAMP

FROM THE REAR SHROUD AS'Y:

- C16-029-00100: LH REAR LAMP
- C16-029-00200: RH REAR LAMP

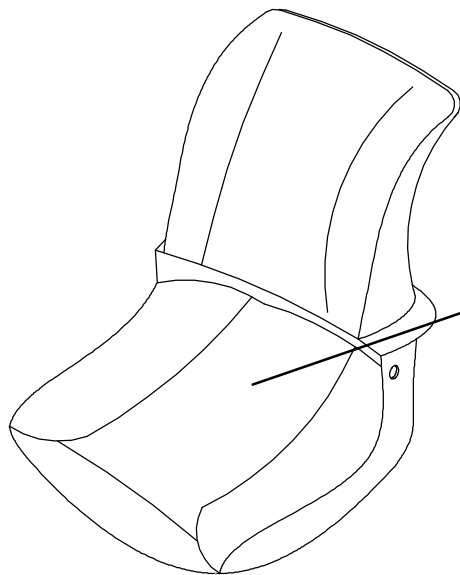
drive
 MEDICAL DESIGN & MANUFACTURING

Ainley's Industrial Estate, Elland HX5 9JP
 T: +44 (0) 1422 314488
 E: enquiries@drivemedical.co.uk
 W: www.drivemedical.co.uk/technical

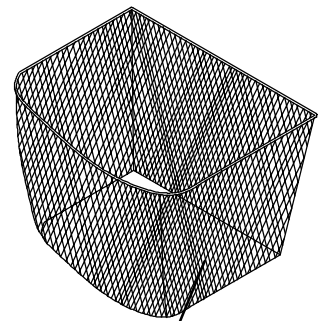
TITLE: 

NEO 6 SCOOTER (MS041)
 PARTS CATALOGUE

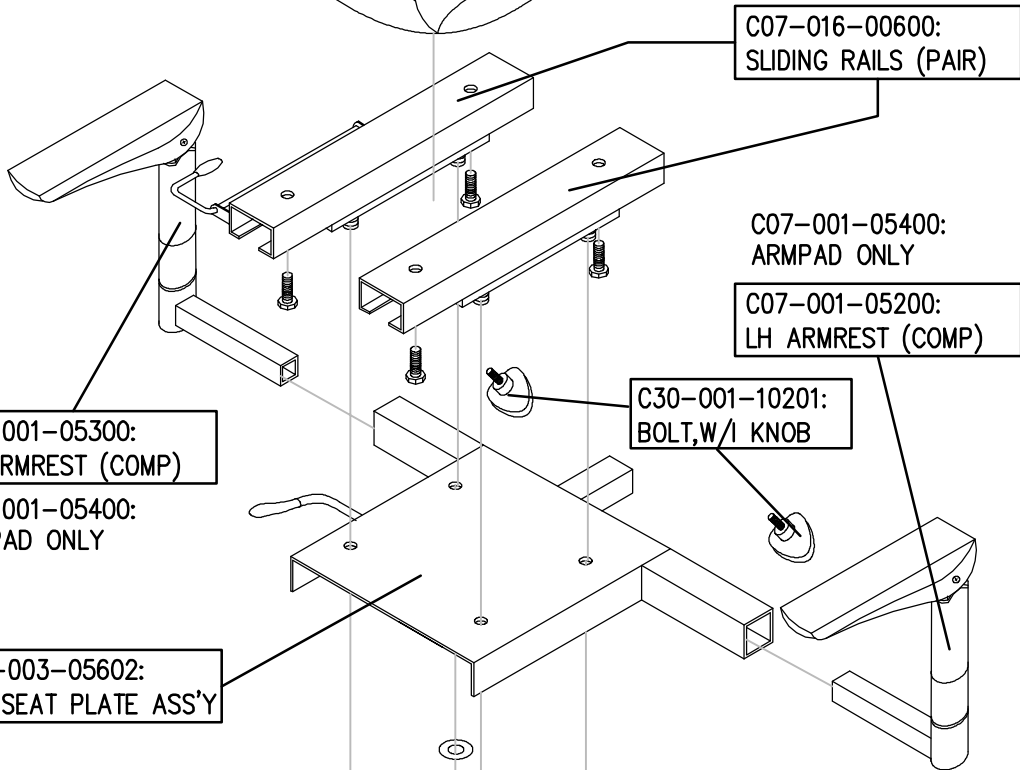
DATE:	30/10/07	SHEET No:	1 of 2
DRAWN:	PMK	CHECKED:	REVISION No: -
SCALE:	NTS	DWG No:	Z40942



SEATM07:
SEAT ASSEMBLY



C23-009-00200:
FRONT BASKET



C07-016-00600:
SLIDING RAILS (PAIR)

C07-001-05400:
ARMPAD ONLY

C07-001-05200:
LH ARMREST (COMP)

C30-001-10201:
BOLT, W/I KNOB

C07-001-05300:
RH ARMREST (COMP)

C07-001-05400:
ARMPAD ONLY

C07-003-05602:
STD SEAT PLATE ASS'Y

C12-023-00100
4A CHARGER

C18-026-00500:
WIRE HARNESS (FRONT)

C18-040-00100:
WIRE HARNESS (REAR)

C18-001-10301:
BATTERY LEAD (+)

C18-001-10401:
BATTERY LEAD (-)

C18-026-00600:
INDICATOR LAMP LEAD

C16-009-00100
30A CIRCUIT BREAKER

drive
MEDICAL DESIGN & MANUFACTURING

Ainley's Industrial Estate, Elland HX5 9JP
T: +44 (0) 1422 314488
E: enquiries@drivemedical.co.uk
W: www.drivemedical.co.uk/technical

TITLE:



NEO 6 SCOOTER (MS041)
PARTS CATALOGUE

DATE:

30/10/07

SHEET No:

2 OF 2

DRAWN:

PMK

CHECKED:

REVISION No:

—

SCALE:

NTS

DWG No:

Z40942